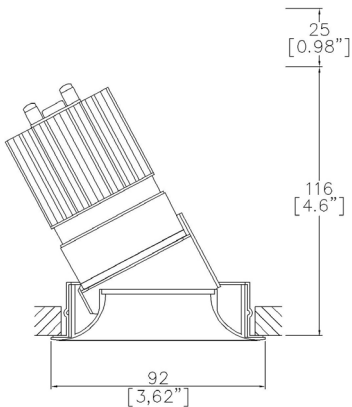


ProSpex Flare90

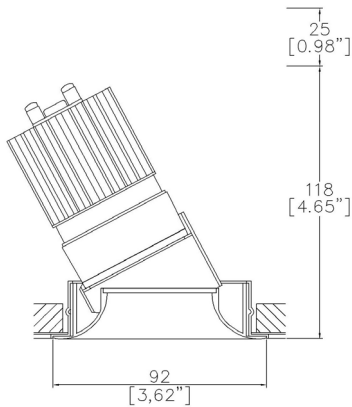
TM65.2	11kgCO2e
TM66	2.3 CEAM



92mm (3.62”) overall diameter. 360° rotation. Up to 30° tilt. Available with standard trim kit or plaster-in kit for flush appearance. Family of matching products also available.



933-FL-LED + 9000-PBZ  
Cut-out Ø83mm  
Required depth height + 25mm^



933-FL-LED + 9000-PCZ  
Cut-out Ø83mm  
Required depth height + 25mm^

LED Source	LED51/3-WD	LED51/3-WD	LED51/3-WD
CCT	2700K/3000K	2700K/3000K	2700K/3000K
Drive Current	350mA	350mA	350mA
Power inc Driver	13.4W	13.4W	13.4W
Beam Angle	NF (21°)	FL (41°)	WFL (57°)
Delivered Lumens	1107	1088	961
Delivered Intensisty cd	6329	2134	1078
Delivered Lumens per circuit watt	83	81	75
Forward Volt	34V	34V	34V
CRI	≥90 CRI	≥90 CRI	≥90 CRI

Project Ref: \_\_\_\_\_

Location Ref: \_\_\_\_\_

Fixture Order Code: 

933-FL-LED

 -  -

Fixture

933-FL-LED

Flare90 Accent with LED51

Finish

WH

BK

RAL

ABR1

ABZ1

PCH1

PNK1

PBR1

White

Black

Custom RAL Finish\*

Antique Brass

Antique Bronze

Polished Chrome

Polished Nickel

Polished Brass

IP Rating

44

54

IP44

IP54

Installation Order Code:

Installation

9000-PBZ

9000-PCZ

Trim kit for trimmed appearance

Plaster-kit for seamless flush appearance



Module Order Code: 

LED51/3-WD

 -  -

LED

LED51/3-WD

LED50 ONE Gen3 Ambiance WarmDim

CCT

2718

3018

2700K - 1800K

3000K - 1800K

Beam

NF

FL

WFL

Narrow Flood

Flood

Wide Flood

Driver Options:

Protocol

S

A

P

D

B

Non-Dim

Analogue (0-10v)

Phase

DALI

Bluetooth\*\*

Emergency Options:

Emergency

E

ED

ES

Maintained 3hr Emergency

Maintained 3hr DALI Self Test

Maintained 3hr Self Test

Finish selection



Antique Brass



Antique Bronze



Polished Brass



Polished Nickel




Polished Chrome

Accessories




Honeycomb Louvre



Diffusing Lens



Frosted Lens



Heavy Spread Lens



Linear Spread Lens

Accessories Order Code:

- Louvre/Lens
- LL45

LLDF

LLFR

LLLS

LLHS
- Honeycomb Louvre

Diffusing Lens

Frosted Lens

Linear Spread Lens

Heavy Spread Lens

Technical Details

\*Custom RAL code must be specified. Custom RAL colours can increase prices and lead times

Dimming. Whilst Lucent can offer the majority of its luminaires with various dimming options, it remains the responsibility of the specifier/installer to check and ensure compatibility of any control equipment used. Additional cabling may be required depending on the dimming protocol specified.

\*\*Bluetooth (wireless) is the communication method. The exact dimming protocol must be confirmed to allow the selection of suitable drivers or bluetooth devices.

^ Depth indicated is the minimum recess depth for the luminaire with a remote mounted LED driver. Installing a driver through either the luminaire cut-out or installation kit may require additional recess depth, please refer to the relevant luminaire installation instructions for further details.Data correct at time of publishing

First Fix Requirement. Luminaire comprised of fixture body with ceiling trim and installation kit, which is to be fitted into the ceiling once finished. Ensure correct alignment of the installation kit before final assembly (see luminaire instllation instructions for details)

IP Rating. Tested from underside of the ceiling

Note that the picture of the finishes provided is for illustrative purposes only. The finishes may vary in colour, texture and appearance. Contact Lucent lighting Ltd for more information.

It is the policy of Lucent Lighting to continually review and improve its products and therefore reserve the right to change any details of product or withdraw specifications without prior notice.

Luminaires designed to comply with EN60598 and all other standards.

This specification sheet superseded all previous versions.

All intellectual property rights pertaining to the product described above and to this document are owned by or licensed to Lucent Lighting Ltd.

We reserve the right to take whatever action is necessary to protect those intellectual property rights.